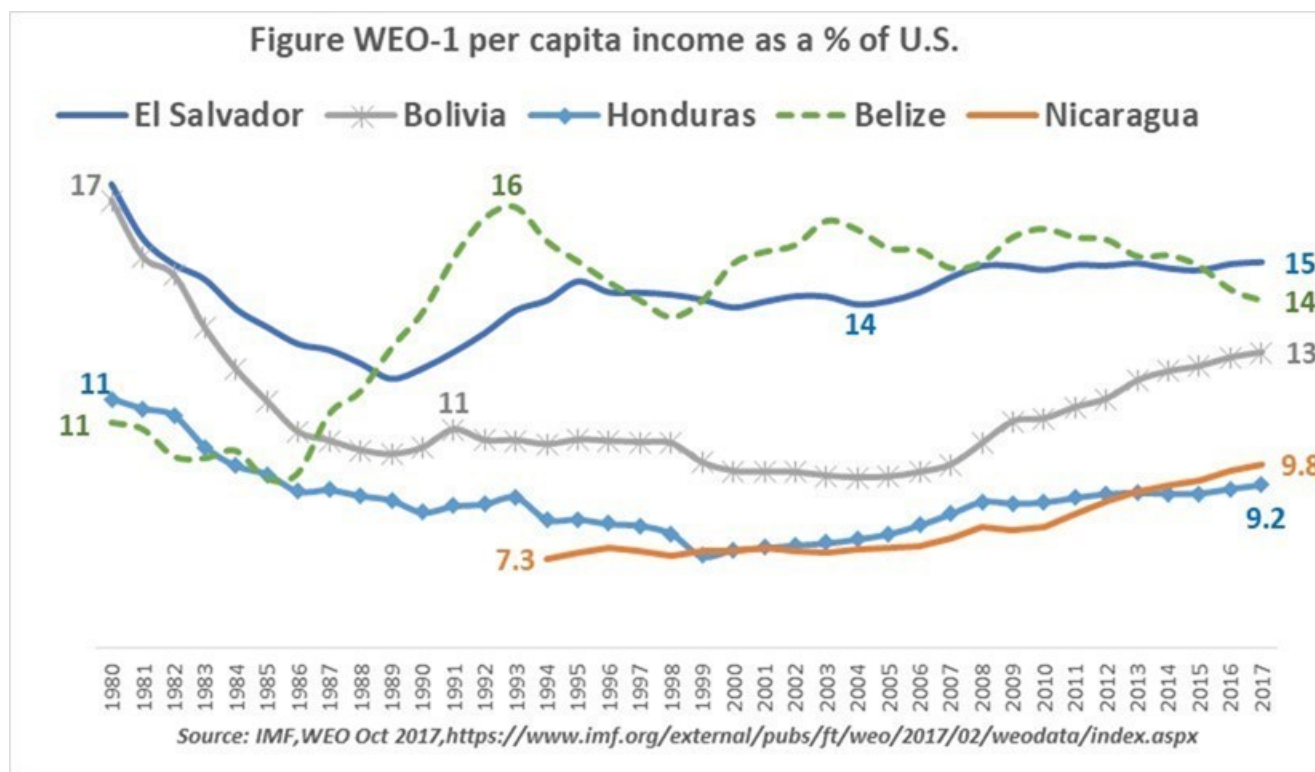


Everyone should prepare for a case Study final exam question by create Tables LAC-1 or LAC-2 Table and/or a Figure WEO-1 (below) to find 5-7 peers use this [spreadsheet](#), see the PR case study for comparator jurisdictions...Doing a presentation? Include [standard references](#) at the end, and follow these VC [pptx guidelines](#)



**Table LAC-2 Poverty and Middle Class Shares**

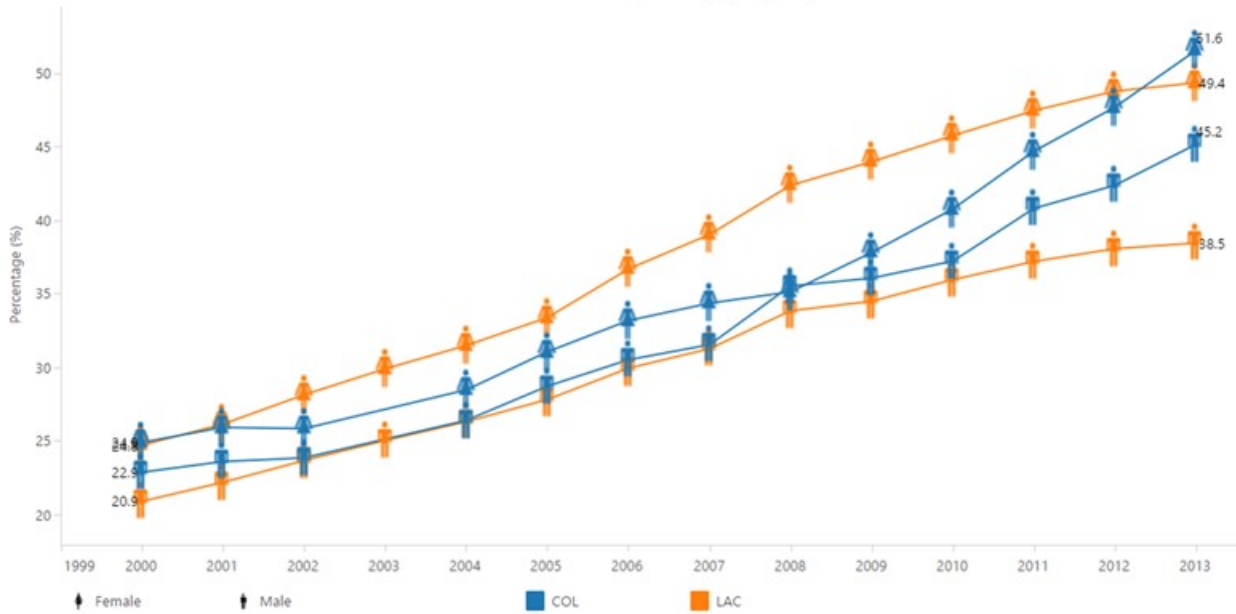
<b>\$4/day Poverty rate 2005 SPPP (percent)</b>				
	2000	2008	2011	2015
Latin America	43	42	27	24
Costa Rica			13	11
Honduras	56	64	56	58
<b>\$10-\$50/day Middle Class Share</b>				
	2000	2008	2011	2015
Latin America	21	28	31	35
Costa Rica			45	48
Honduras	13	15	13	11
<b>\$4-\$10/day Vulnerable (informal) share</b>				
	2000	2008	2011	2015
Latin America	35	36	39	39
Costa Rica			36	35
Honduras	13	11	13	11

LAC Equity Lab tabulations of SEDLAC (CEDLAS and the World Bank).

<http://www.worldbank.org/en/topic/poverty/lac-equity-lab1/poverty/head-count>

## Educational Outcome

School enrollment, tertiary, (% gross)



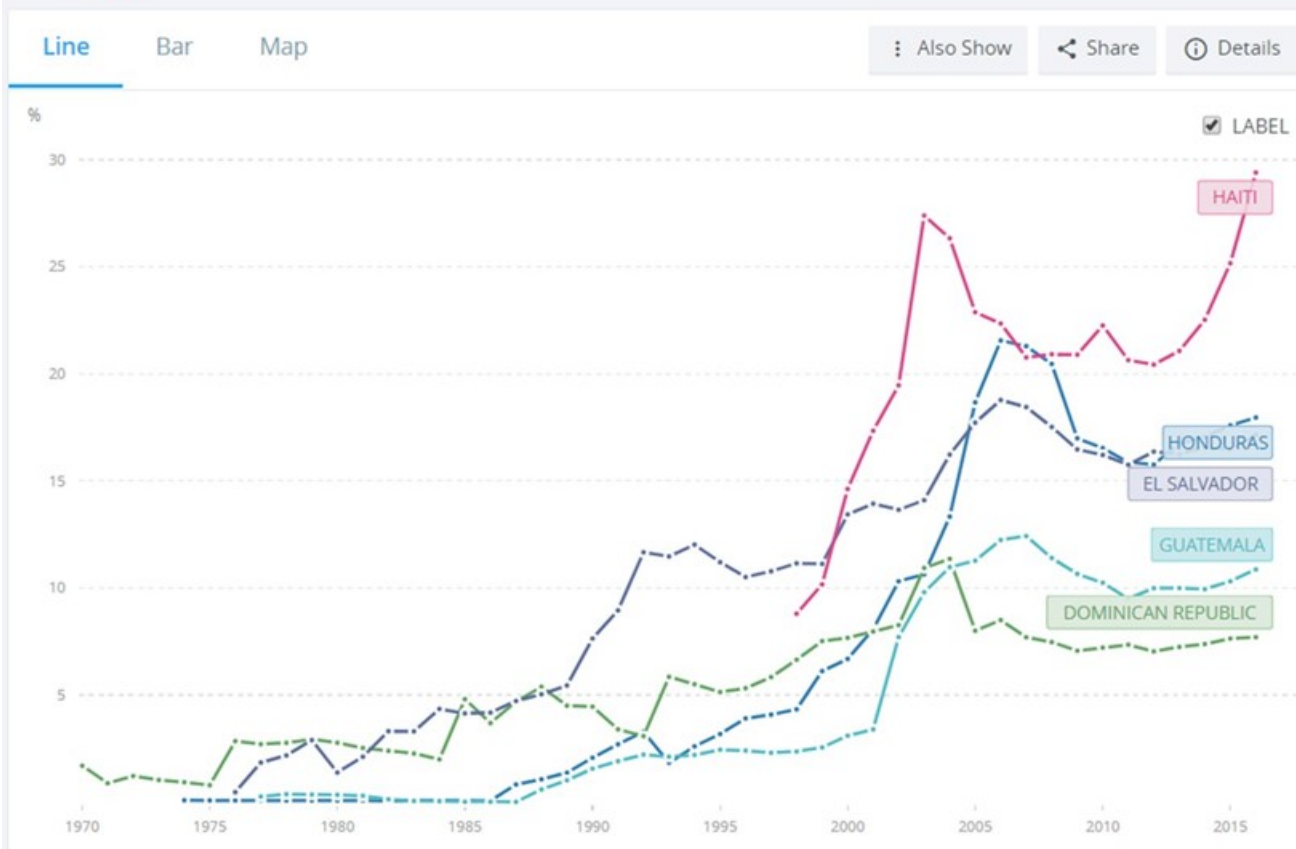
Source: LAC Equity Lab tabulations using World Development Indicators and World DataBank Education Statistics.

Notes: Data downloaded on January 13, 2016: World Development Indicators (<http://wdi.worldbank.org>) and World DataBank-Education Statistics (<http://databank.worldbank.org>).

## Personal remittances, received (% of GDP)

World Bank staff estimates based on IMF balance of payments data, and World Bank and OECD GDP estimates.

License: [Open](#)



<https://data.worldbank.org/indicator/BX.TRF.PWKR.DT.GD.ZS?locations=HN-DO-SV-HT-GT>

Lederman, D., & Maloney, W. (2012). *Does what You Export Matter?: In Search of Empirical Guidance for Industrial Policies*. World Bank Publications.

Bjørnland, H. C., & Thorsrud, L. A. (2014). *Boom or gloom? Examining the Dutch disease in two-speed economies*.

Collier, P., & Goderis, B. (2008). *Commodity Prices, Growth, and the Natural Resource Curse: Reconciling a Conundrum*.

Kharas, H., & Kohli, H. (2011). *What is the middle income trap, why do countries fall into it, and how can it be avoided?*. *Global Journal of Emerging Market Economies*, 3(3), 281-289.

#### [Sachs Warner Resource Curse](#)

Cuba <https://nacla.org/article/foreign-investment-new-cuban-economy>

CEPAL [http://repositorio.cepal.org/bitstream/handle/11362/42002/26/EEI2017\\_Cuba\\_en.pdf](http://repositorio.cepal.org/bitstream/handle/11362/42002/26/EEI2017_Cuba_en.pdf)

Otexa <http://web.ita.doc.gov/tacgi/fta.nsf/9fa2d832b2b4b6e6852577ae006a6d93/a50e9e9a5187f05085257aae00690f44?OpenDocument&country=Colombia>

Karlan, D and J Zinman (2008). Credit Elasticities in Less Developed Economies: Implications for Microfinance. *American Economic Review*, 98(3), 1040–1068. ——— (2009a). Expanding Credit Access: Using Randomized Supply Decisions to Estimate the Impacts. *Review of Financial Studies*, 23(1), 433–464.

[http://class.povertylectures.com/HandbookofMicrofinance\\_chap01.pdf](http://class.povertylectures.com/HandbookofMicrofinance_chap01.pdf)

Karlan, Dean S.; Zinman, Jonathan (2007) : Expanding credit access: using randomized supply decisions to estimate the impacts, Center discussion paper // Economic Growth Center, No. 956 [https://karlan.yale.edu/sites/default/files/rev.\\_financ.\\_stud.-2010-karlan-433-64.pdf](https://karlan.yale.edu/sites/default/files/rev._financ._stud.-2010-karlan-433-64.pdf)

<https://www.econstor.eu/bitstream/10419/26995/1/593370082.PDF>

Honduras

<http://www.equatorinitiative.org/2017/05/29/muskitia-asla-takanka-masta/>

<https://www.theguardian.com/world/2016/mar/03/honduras-berta-caceres-murder-environment-activist-human-rights>

Moore, Charity. *Assessing Honduras? CCT Programme PRAF, Programa de Asignación Familiar: Expected and Unexpected Realities*. No. 15. International Policy Centre for Inclusive Growth, 2008.

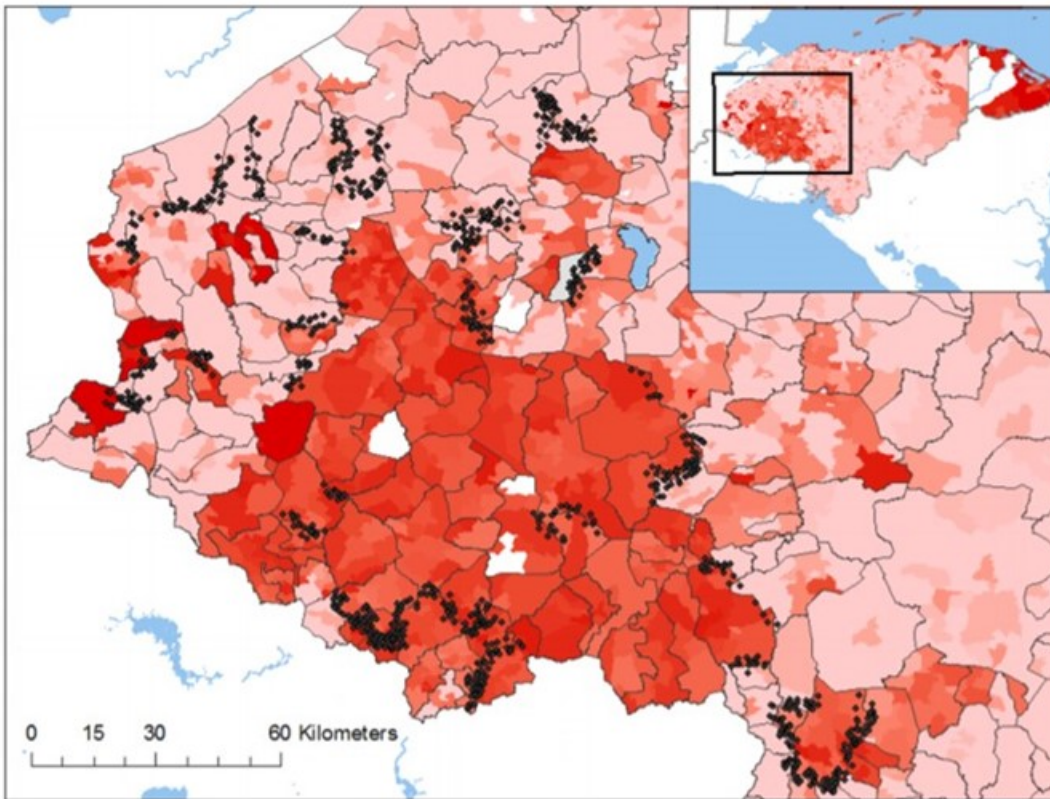
<http://www.ipc-undp.org/pub/IPCCountryStudy15.pdf>

Galiani, Sebastian, Patrick J. McEwan, and Brian Quistorff. "External and internal validity of a geographic quasi-experiment embedded in a cluster-randomized experiment." In *Regression discontinuity designs: Theory and applications*, pp. 195-236. Emerald Publishing Limited, 2017.

*Export product mix and real exchange rate* [MIT Observatory of Economic complexity](#) and 2) *Doing business indicators for peers and comparator economies* *References* [Krugman and Delong](#) [PVCV\\_Hamiltonians.pdf](#)

[http://www-personal.umich.edu/~cattaneo/aie-rdd/Galiani-McEwan-Quistorff\\_2016\\_AIE.pdf](http://www-personal.umich.edu/~cattaneo/aie-rdd/Galiani-McEwan-Quistorff_2016_AIE.pdf)

Figure 4: Proportion of eligible children self-identifying as Lenca in 2001



Note: Darker shades indicate higher proportions of children self-identify as Lenca (or another racial or ethnic minority), using 20 quantiles of the aldea (village) distribution. Municipal borders are outlined. Dots indicate caserios in the geographic quasi-experimental sample within 2 kilometers of municipal borders.



**Remembering Berta Cáceres: 'I'm a human rights fighter and I won't give up'**

[→ Read more](#)

Christians are playing a central role in rebuilding Puerto Rico, writes David Skeel <https://www.wsj.com/articles/how-churches-are-helping-puerto-rico-1510274035> via @WSJOpinion

She Took On Colombia's Soda Industry. Then She Was Silenced. <https://nyti.ms/2jnL5TE>

<https://www.project-syndicate.org/commentary/mexican-paradox-economic-orthodoxy-low-productivity-by-santiago-levy-and-dani-rodrik-2017-08>

Redist Growth

<https://www.imf.org/en/Publications/Staff-Discussion-Notes/Issues/2016/12/31/Redistribution-Inequality-and-Growth-41291>

Fiscal monitor

<https://blogs.imf.org/2017/10/11/inequality-fiscal-policy-can-make-the-difference/>

<http://www.doingbusiness.org/rankings?region=latin-america-and-caribbean>

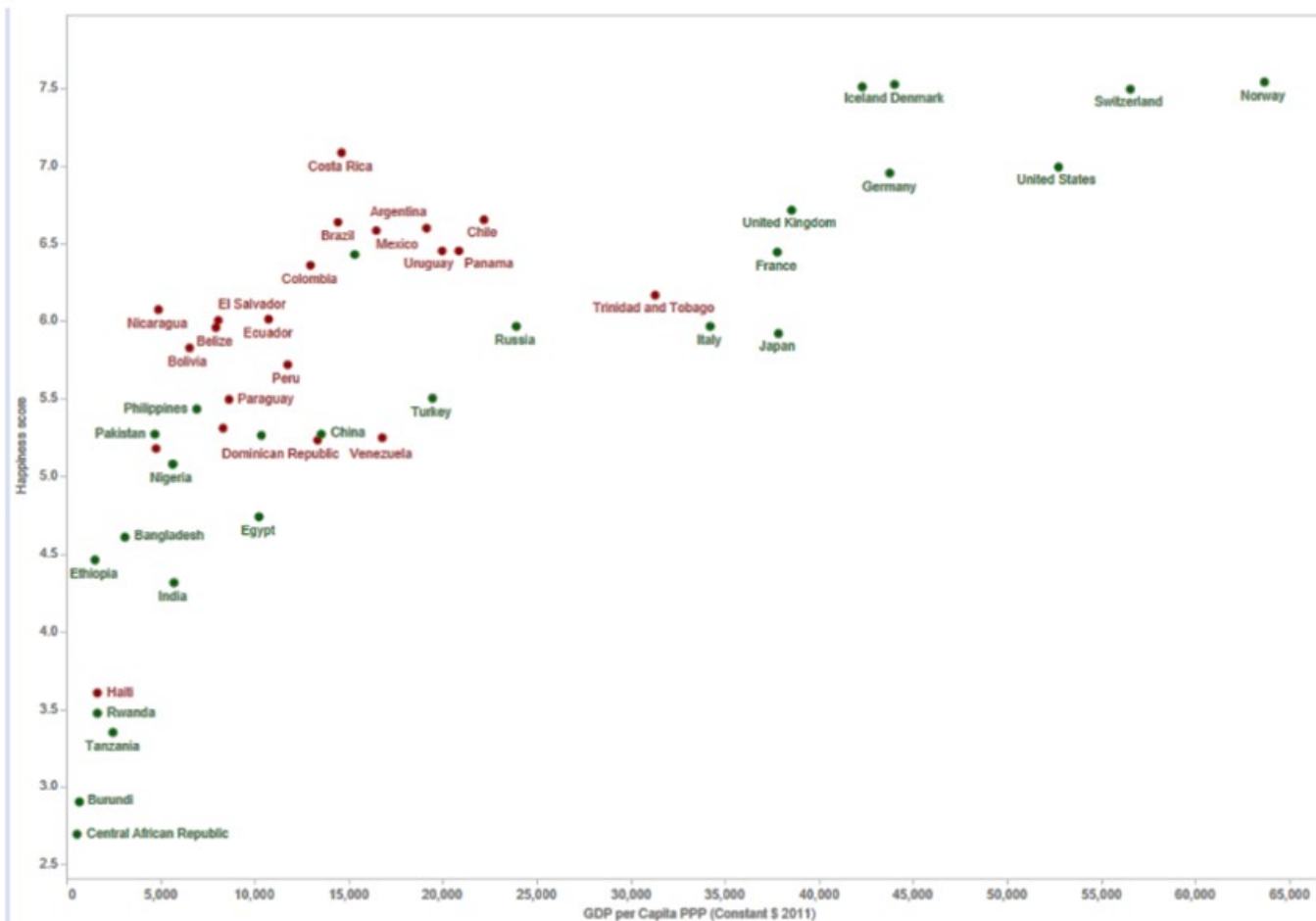
<http://worldhappiness.report/overview/>

<https://blogs.iadb.org/ideasmatter/2017/11/13/why-inequality-declined-in-latin-america/>

<https://blogs.iadb.org/Ideasquecuentan/2017/04/19/por-que-los-latinoamericanos-son-mas-felices-de-lo-que-sugiere-su-pib/>

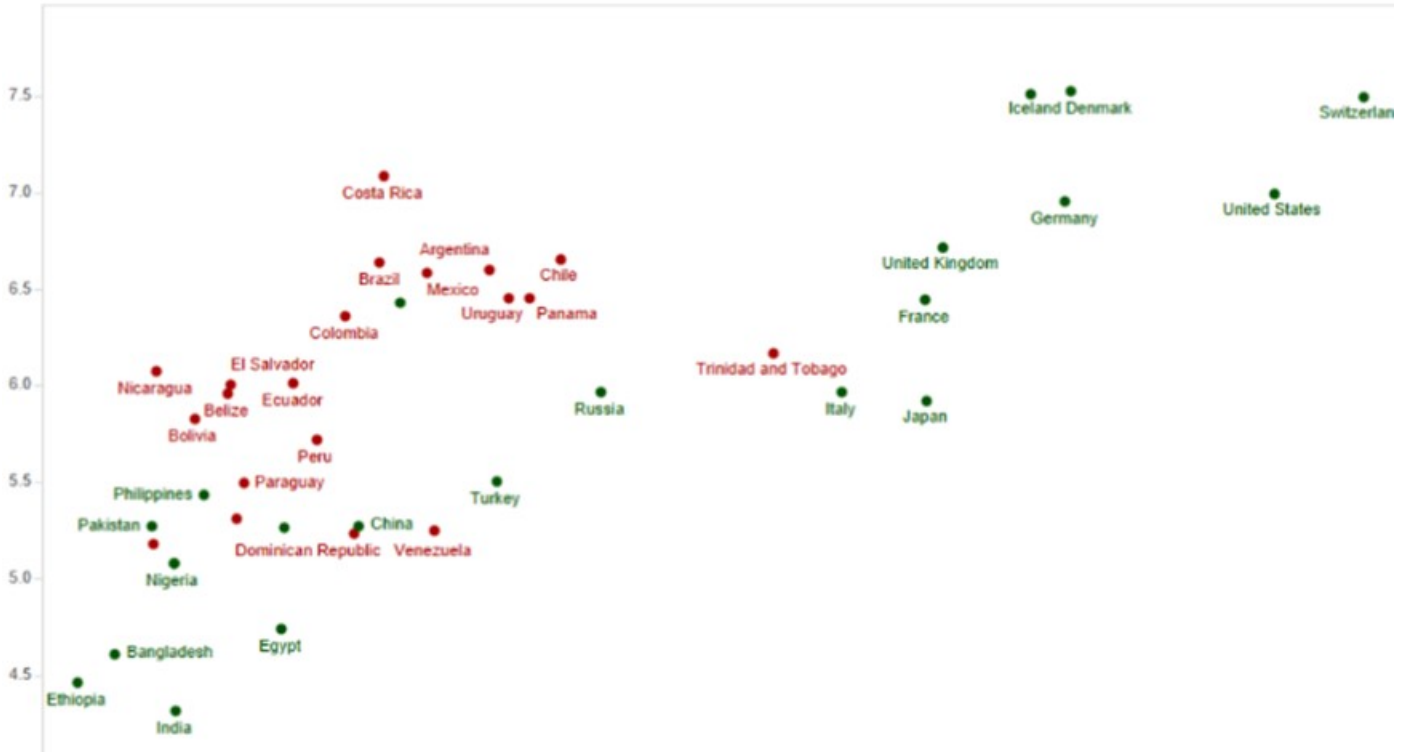
<https://blogs.iadb.org/ideasmatter/2017/04/19/latin-americans-happier-gdp-suggest/>

Figure 1: GDP per capita and Happiness



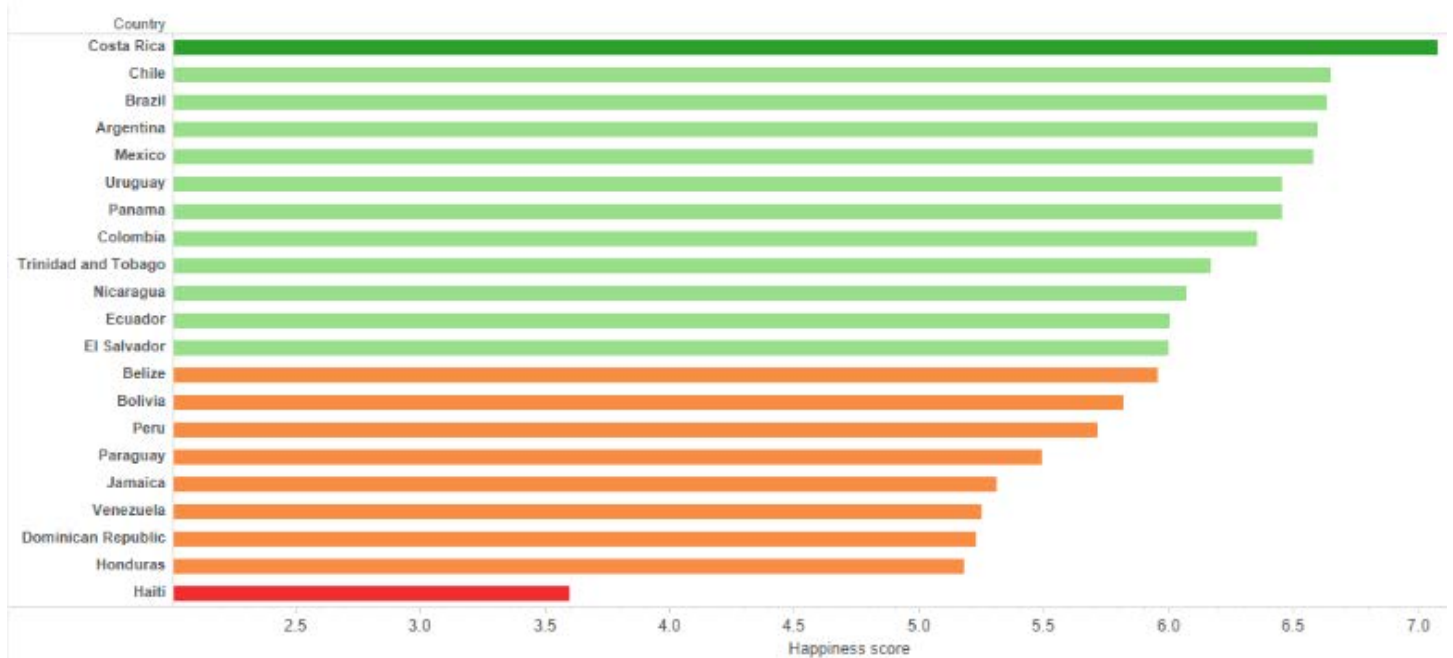
<https://blogs.iadb.org/ideasmatter/2017/04/19/latin-americans-happier-gdp-suggest/>

<http://worldhappiness.report/ed/2017/>



Zimbabwe army's power grab could mark end of Robert Mugabe's reign <https://www.wsj.com/articles/zimbabwes-robert-mugabe-long-all-powerful-now-forsaken-by-allies-1510769826> via @WSJ

**Figure 2: Happiness in Latin America and the Caribbean**



Source: WDI and World Happiness Report 2017. Graphic: Anastasiya Yarygina.




↔


### Still Standing

The world's longest-serving leaders \_\_\_\_\_ measure their tenures in decades.

\*Includes time as prime minister. †Served as president and Supreme Leader. ‡In two periods.

Sources: news reports, governments' websites Photos: EPA/Shutterstock (Mugage, Nguesso, Museveni); Agence France-Presse/Getty Images (al-Bashir); Associated Press (all others)



**Robert Mugabe (93)**

Zimbabwe



**Ali Khamenei (78)**

Iran



**Nursultan Nazarbayev (77)**

Kazakhstan



**Denis Sassou Nguesso (73)**

Congo




**Hun Sen (65)**

Cambodia



**Yoweri Museveni (73)**

Uganda



**Omar al-Bashir (73)**

Sudan



**Idriss Déby (65)**

Chad





## Still Standing

The world's longest-serving leaders  
□measure their tenures in decades.



**Paul Biya (Age 84)**

Cameroon



**Teodoro Obiang Nguema Mbasogo  
(75) Equatorial Guinea**

