

## ECON 3248 Migration & Development Course Calendar

*Last update March 19<sup>th</sup> 2018*

Office hours: see my web page for the most up to day office hours  
Wednesday 9:30-10:30pm (in E-530 Dealy) or Monday 4-5pm or by  
appointment in E527 Dealy Hall. Please confirm appointments via  
[mcleod@fordham.edu](mailto:mcleod@fordham.edu) put ECON 5450 the subject line of your email; or  
send a text to 914-661-6998. We use will use blackboard to submit  
assignments online. Most course readings are online below. Please let me  
know by email if you find a url that does not work. See also the course  
[syllabus for readings](#) and requirements. [www.gdsnet.org/](http://www.gdsnet.org/) Final exam:  
Thurs May 10, 1:30 pm see also the [ECON 3248 webpage](#) ECON 3248 [Books/videos/Special topics](#),  
Please check [my twitter feed](#) for many articles relevant to this course... [Summer course ECON 5808](#)

March 2018						
Mon	Tu	W	Th	Fri	Sat	Sun
26	27	28	1	2	3	4
5	6	7	8	9	10	11
12	13	14	15	16	17	18
19	20	21	22	23	24	25
26	27	28	1	2	3	4

**Spring Break EC opportunities:** [Forum on Migration events at Barnard College](#)

**March 17<sup>th</sup> update:** [Midterm Review sheet V7](#) [V4](#) LA Times: [Meet Oakland Mayor Libby Schaaf](#)  
[Progress](#) [Cologne Inst source for 135:1 ratio](#) (EC or for after the midterm)

**Lecture March 15<sup>th</sup>** [Revised Global Refugee Lecture](#) [Connecting the dots](#) [Germany's 2<sup>nd</sup> try](#)  
[www.gdsnet.org/Econ3248\\_GobalRefugeeCrisisSp2018.pdf](http://www.gdsnet.org/Econ3248_GobalRefugeeCrisisSp2018.pdf)

**Lecture March 12<sup>th</sup>:** [Defiance and Resistance in California?](#) [Washington Post](#) [Who is Libby Schaaf?](#)  
[Neighbors can't bear costs of Venezuelan refugee crisis](#) [Supporting Rohingya Refugees](#)  
[90 days to start a new life](#) [UNCHR](#) [Cartagena Declaration on Refugees](#)

**Midterm: Monday March 19<sup>th</sup>** Review session Sunday March 18<sup>th</sup> at 5pm and Monday March 19<sup>th</sup> at  
12:30pm both in E527 Dealy [Midterm Review Sheet](#) [Updated Introduction Lecture](#)

**March 13<sup>th</sup>:** Migration from Mexico and to California (see UCR California Package) Final midterm  
review sheet posted midnight March 13<sup>th</sup>. [Migration and Italy's Election](#)

**March 15<sup>th</sup>:** Midterm review, Demographic Drivers of Migration, Immigration Theories (Dyad-gravity or  
network models, and their limitations, Skilled migration the Brain Drain? After the midterm.

**March 7<sup>th</sup>** Attorney General Sessions [targets California](#) using a ruling that protected immigrants LA  
Times: [Sessions, state officials at 'war' over immigration](#) Relevant Course Materials, [Video](#) UC  
Riverside, by researchers Karthick Ramakrishnan and Allan Colbern California leads the way on  
[Immigration reform and State Citizenship](#) (summary of paper).

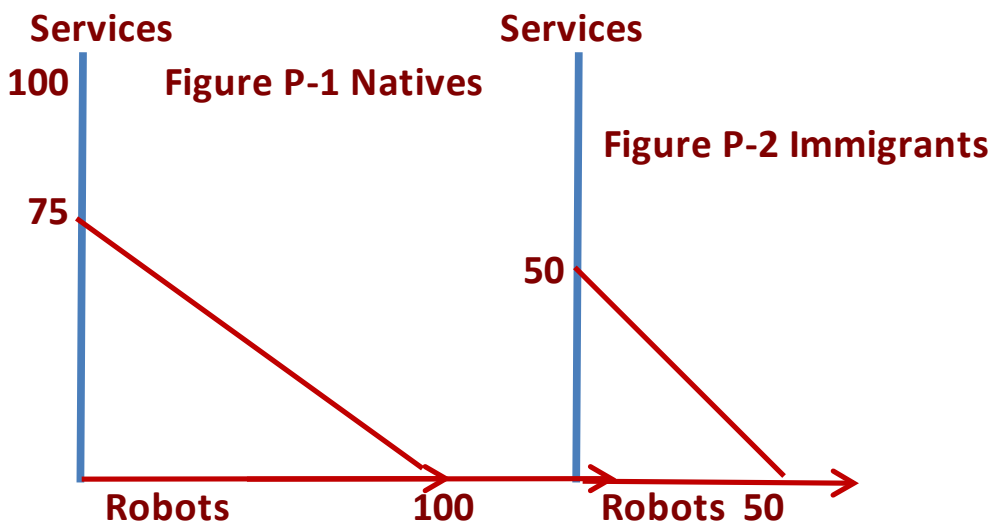
**Refugee wars:** [Refugees and the Duty of Rescue](#) B&W source for Refugee cost to Germany (RT!)  
**Natural Experiments** [WSJ Mariel boatlift Essay & Video](#) [Legal Immigration over time](#)  
**Citation wars** [David Card](#) (61k,24k) [George Borjas](#) (45k, 14k) [Giovanni Peri](#) [GSC](#) (12k, 7k)

**March 1<sup>st</sup>:** [2.7 Million asylum seekers arrive in Europe: update](#) from MPI Card and Peri (2016)  
[Immigration Economics](#) by George J. Borjas: JEL Review, marked up copy Alesina, Harnoss &  
Rapoport (2013) VoxEU [Diversity & Economic Prosperity](#) [Revised paper 2015](#) published 2016 in JEG  
[IMF Blog: Remittances buffer shocks](#) [How Immigrants Become Canadian](#)

**LDQ 8.1** Moved to midterm review sheet: A) Starting with figures P-1 and P-2 construct the basic  
argument for immigration. Show total output with and w/o migration. Free trade cannot achieve the same

result unless services are tradable, explain. Suppose we allow migration, draw the new PPF (Natives are more productive in this case, so who will specialize in services. Suppose immigrants are more productive in services (100 instead of 50) show the gains from trade will be larger? What cost of immigration identified by Collier and Borjas are we overlooking? B) The major payoff from migration according to Card and Peri (2016) (and Collier) is faster economic growth. Why does growth increase? Distinguish between labor shortage economies (Germany) and high unemployment countries like Italy (careful...).

**LDQ 8.2** Moved to Midterm review sheet: A) California and the U.S, Government are locked in an argument over immigration enforcement, both claim their policies improve public safety? Judging from the most recent Arizona and Texas cases who is likely to win this debate (this could take years, see the NY Times OpEd [Trump Can't Stop the Sanctuary Movement...](#) what does the WSJ say) B) The LA Times says Oakland Mayor Schaaf went too far, does she take their point? What is her defense? C) Alternatively, make a normative case for and against Sanctuary policies. What does California do for undocumented immigrants that perhaps in your view they should not be doing (based on any legal or humanitarian or economic argument you want to make...recall the "headless" heart arguments of B&T). D) One argument against sanctuary states & cities is that they attract new immigrants with perhaps false expectations (the "honeypot" argument of B&W). Are sanctuary states CA/NY/NJ attracting more undocumented or Mexican immigrants now compared to Republican/anti-immigrant Texas and Florida? What sanctuary states are still attracting Hispanic immigrants? See Tables 1-4 below taken directly from Robert Warren, 2018, [The US Undocumented Population Fell Sharply During the Obama Era](#): Estimates for 2016, just released CMA study, see also some Tables pasted below...)



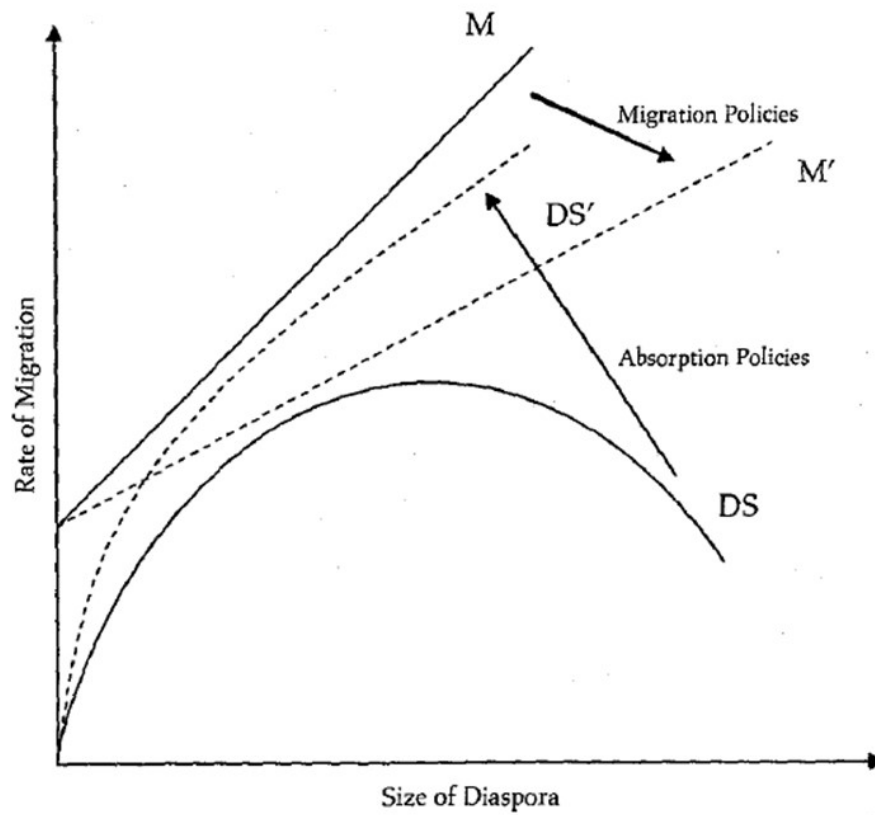
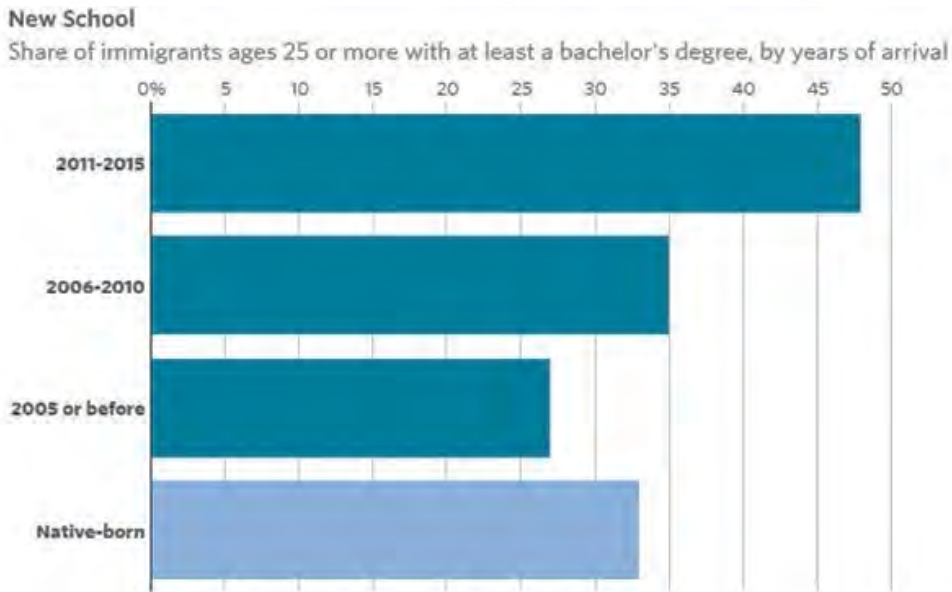


Figure 12.1 The Political Economy of Selection and Integration



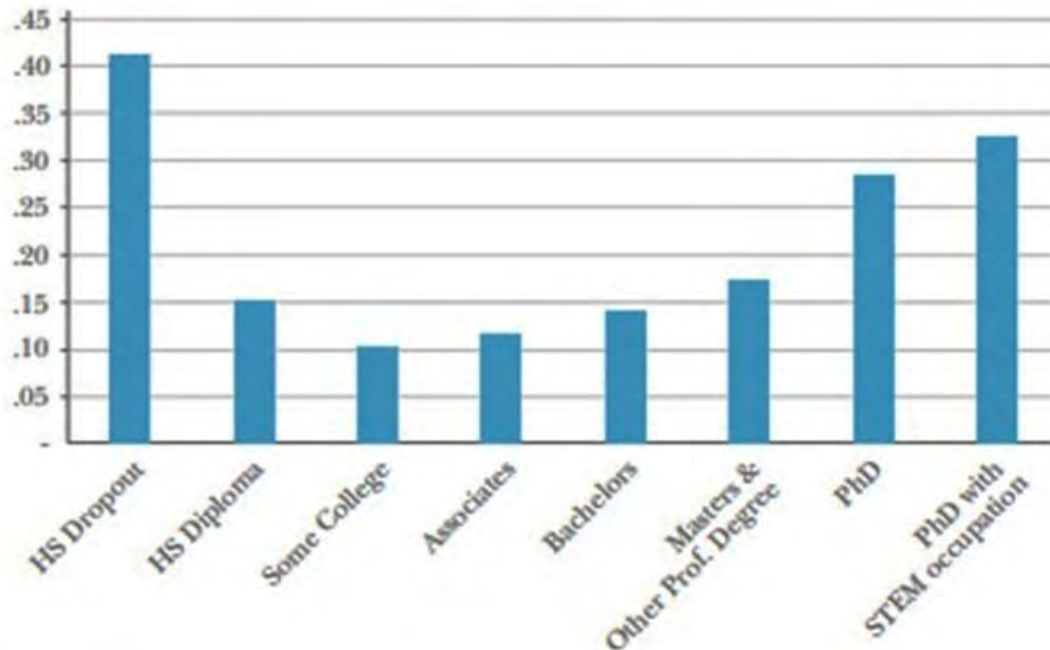
Source: Census Bureau via Jed Kolko, Indeed

THE WALL STREET JOURNAL

*Figure WSJ-1 Sparshott, 2017 [How U.S. Immigrants' Jobs Are Shifting They're now more likely to have college degrees and fill professional and technical roles](#)*

Figure 5

Foreign-Born Share of Employment by Schooling Group, United States, 2014



Source: The data include US residents 18 years and older from the ACS 2014.

Notes: The groups are defined as follows: "HS Dropout" is the group with no high school diploma. "HS Diploma" is the group that has a high school diploma as highest degree and no further education. "Some College" is the group with a diploma and some college attendance but no degree. "Associates" is the group with an associate degree. "Bachelors" is the group with a Bachelor degree. "Master and Other Professional Degree" is the group with a Master degree or a professional (law, medical) degree. "PhD" is the group of people with a PhD. "PhD with STEM occupation" is the group with PHD employed in STEM occupations as defined in Peri, Shih, and Sparber (2015).

**Feb 26<sup>th</sup> News:** [Justices refuse to appeal](#) of 9<sup>th</sup> Circuit decision; **Questions for discussion, see BB for HW#5 Part 1 & 2** 1) change midterm date from March 5<sup>th</sup> to March 12<sup>th</sup>? 2) B&C, 2017 Chapter 3; Is Syrian refugee crisis as an opportunity for reform: no more refugee camps? UNCHR and the 1951 Convention on Refugees, cold war artifacts that have adapted...e.) What explains WB simulation results [New York Declaration Infographic](#) 4) Climate related migration: resilience

**Feb 22<sup>nd</sup>** [A Tuscan Village, Like Italy, Reshaped by Migration](#) [Mariel Boatlift](#) [Urban Poverty in the 1990s](#) [Urban Poverty 2015](#) [‘Chain Migration’ a Weaponized Phrase](#) [New York Times](#)

**Topic Pages:** [Migration and Development Theories](#) (note: NEM is now NELM) [Northern Triangle Migration](#) [Refugees in the United States and Europe](#)

Waiting for Immigration Reform [An ongoing Refugee Crisis worse than Syria?](#) [New Yorker: immigration debate](#) [Brookings: Migrants, Refugees and IDPs](#) [\\*Nita Lowey take Pearl River DACA resident to DC](#)

**February 16<sup>th</sup> 9:30AM:** [Inter-American Dialogue](#) Event discussing Report MS-13 Separating Fact from Fiction [pdf](#) [#UnderstandingMS13](#) [Somalis in Lewistown Maine, 2006](#) [New Yorker](#) [A struggle to integrate?](#) [Cuba after Raul](#) [Lecture Notes: on 2<sup>nd</sup> Generation Immigrants](#) [The California Package](#)

**February 15<sup>th</sup>:** Japan made [Mirai Nagasu give up dual citizenship](#) 1<sup>st</sup> Triple Axel with a [USA Tattoo?](#)

Ortega, Francesc, Ryan D. Edwards, Amy Hsin (2018) "The Economic Effects of Providing Legal Status to DREAMers." [ISA Discussion Paper #11281](#) January 2018 See also [Center for American Progress](#)

**February 12<sup>th</sup>:** [Fact checking Nancy Pelosi 8 hour 'Dreamers' speech](#) [History U.S. Immigration Policy](#)

**AJ+ and Vice:** Frontline: [A tougher path for Refugees](#) "Lost in Detention" [AJ+ Immigrants from China](#) [AJ+ Birthright Citizenship](#) (6 mins) What's in a Name? AJ+ [What's The Difference Between "Lee" And "Li"?](#)

**Deportation case studies:** Guatemalan becomes citizen [AJ+ Ana Gabriela Velasquez, Oakland Calif](#) (3 mins) Venezuelan [Trendy Smoothie becomes a Citizen](#) [St. Teresa Of Avila Choir, Brooklyn](#)

**Salvadorians:** [USCIS TPS Status](#) [PBS Frontline: U.S. Fueled rise of MS-13?](#) [Operation Matador](#) [Preview](#) [Rewriting the rules for Unaccompanied Minors](#) [NY Times Long Island Salvadorians on TPS](#)

- [Nita Lowey brings Pearl River DACA recipient to state of the Union](#)

**DACA and DAPA:** [Vice News: The High Cost of Deporting Parents March 2014](#) (Ray Jesus from Utah...)

**Immigrant Niches:** AJ+ [Why do so many Indians named Patel run inexpensive hotels?](#) (40% of Hotels)

**Immigrant Cities (Sanctuary city?)** [The Newest New Yorkers 2013](#)

**Immigrant Groups:** Spreadsheet

**Follow up:** [Somali Bantu refugees in Maine:](#) Thank you so much for this material, 2000 Somali-Bantus in Utica, but 6000 in Maine (not working at Chobani... where do Lewiston refugees work?)



**California Today:** [Chloe Kim's Olympic Journey Started at Mountain High, With Her Dad](#)

[Kevin Shih, Want a Stronger Economy](#)

February 8<sup>th</sup> Lecture: [Migration & Climate Change](#) [Migration Theory Notes](#) [HW#2 due Feb 9<sup>th</sup> see BB](#)

**Before 2/8 lecture please watch the [NY Times video MS-13 before class.](#)** We will discuss in class: bring your tent card so you can contribute. And.. please watch the JRS video on [Central American refugees](#) (also [on our web page](#) with no ads...) and/or this [SF Chronicle Review especially](#) the pictures...(see also [google photos...](#))

**February 5<sup>th</sup>:** NY Times: [ISIS Flees Syria to fight again](#) [PBS Frontline on why the President spoke about MS-13](#) Massey, 2015 on Mexican Migration: ["A missing element in Migration Theories"](#) [Refugees in the Trump Era](#) [Jesuit Refugee Video on Central America & Frontline on MS-13 Feb. 13<sup>th</sup>](#)

HW #2 [See BB assignment](#) (this is a pdf the word template) [BB version?](#)

LDQ 2.1 What is the missing element Massey identifies in migration theory as presented in Massey et al. 1999? How does this missing element help explain the DACA undocumented immigrant problem? How does this explain Who is eligible for DACA? Will securing the border make this problem better or worse?

LDQ 2.2 More mass migration: What happened when 750,000 Russian Jewish refugees, many highly skilled migrated to Israel? Who were the winners and losers from mass migration to Israel? How long did it take to figure this out? Or, during the Greek crisis Albania workforce increased by 5% of as workers laid off in Greece suddenly

returned... What [happened to wages and growth in Albania](#)? What does this illustrate about “adjustment” in the Euro area (hint: Schengen visa)?

LDQ 2.3 Due the demographic transition, Mexican immigration has been slowing and every reversed since 2010. Why are Mexican immigrants (and many other groups) still moving to Texas, but not New York, New Jersey

*LDQ 2.4 In 2013 CRS interviews 51 DACA graduates of Jesuit Universities. What are they doing now? How does this illustrate the theory of migration and development articulated by Razin (2018).*

**Jesuit University group project:** Highly appreciated, paid Spring Break research if you have time: Compare Fordham’s outreach to DACA students and other undocumented students

**Why Texas is different (Mission Foods) project:** CIPS has a research project funded by SMU and Mission Foods trying to explain Table

**\*\*Please chose a project/people by before the midterm** available countries ethnic groups: Cuba, Vietnam, El Salvador, Honduras, Guatemala, Mexico, Colombia, Haiti, Dominican Republic, Senegal, Ethiopia, Eritrea, Somalia, Syria, Turkey, Germany, France, the UK, Ireland, Poland, Hungary, Australia, Spain, Italy **Taken:** China. States: Maryland, Texas, Florida, New Jersey, California, Minnesota (great Super bowl!!), North/South Dakota.

**Sample midterm essay question material for Feb 26<sup>th</sup> or March 1<sup>st</sup>:** What do Betts and Collier (2017) argue is wrong with the current humanitarian (UNHCR and IOM) approach to refugees? Compare Germany’s current effort to integrate workers from Syria and North Africa with its earlier experience with Turkish immigrants? What is the advantage of “multi-culturalism” and what is the disadvantage? Why do sophisticated industrial economies like those of Japan and Germany need immigrants?

*The model therefore helps explain what is shown Figure 1 for the Israeli episode: a rise in income inequality between 1990 and 2003, which is a combination of declining market income inequality and a more than offsetting fall in redistribution. The influx of high skilled immigrants can explain both: A rising middle class and a rebalanced political economy based income redistribution policy. Razin, 2018, p. 40*

### References for LDQ 2 due Friday Feb 9<sup>th</sup> on BB:

ABC News\_Univision (2013) [50 DREAMers prove deportation relief was smart](#)

Razin, Assaf (2018) Israel's Immigration Story: Winners and Losers, [NBER Working Paper No. 24283](#) Issued in February 2018, Boston MA.

Hausmann, Ricardo, and Ljubica Nedelkoska (2018) "[Welcome home in a crisis: Effects of return migration on the non-migrants' wages and employment.](#)" *European Economic Review* 101:101-132.

Sunshine Nakae, MSW, PhD. Assistant Dean for Admissions, [Loyola Stritch School of Medicine](#) welcomes application from DACA recipients... [What will happen to Undocumented Doctors](#) Atlantic Magazine, Undocumented Doctors... (exactly like Fatima in Lyon...)

**Reminder:** Answers to [LDQ 1 v3 due Feb. 2<sup>nd</sup>](#).



The Massey et al. 1993 paper on Migration [theory is here now, read to 436 to 439 on NEM](#).

[Syrian Refugees in Baltimore Maryland](#) NY Times: [Why is Hollywood so liberal?](#) VP Answer: [Immigration](#)  
Where does the name Universal come from? Why were Hollywood movies perfect for immigrants (until say 1935). Why did Thomas Edison (NJ) try to drive Hollywood out of business? Of Scottish heritage himself, how did Edison feel about immigrants? (according to VP) this was Silicon Valley in reverse Apple suing Samsung...

**Readings & Lecture** [Notes on Refugees and the Duty of Rescue](#) [U5MR Key statistics for Somalia](#), Uganda, Ethiopia and Mexico... Misc Countries, [Interactive source...](#) [rethinking Turkey...](#) Hans Rosling says "[Don't Panic](#)" and points to the DHS as the best source of data in the world... [World Remittances Fact Book, 2016](#)

**Great special topics, still available, but perhaps not for long:** Ethiopia, El Salvador (MS13), Mexico, Puerto Rico, Honduras, Unaccompanied Minors as immigrants, Human Trafficking, Germany, Netherlands, the UK, France ([Fatima in Lyon.](#)), California, Hollywood, Silicon Valley, Seattle, Google, Facebook, Ireland, Italy, Spain...

Readings for Feb 29<sup>th</sup> [Try this NY Times story, can you access it fully?](#) What does Amanda's story indicate about Puerto Rico's advantage over most Latin American countries? Does Amanda plan to return? What is advantage of being a U.S. citizen? What did Tulane do that NYU did not? Might she not return? Why is this a problem for Puerto Rico over the longer term? Has free access to jobs and schools in the U.S. prevented Puerto Rico from performing as well as other Latin American jurisdictions? (see Figure P-4 below). [Diphtheria outbreak in Rohingya Refugee Camp](#) with 650,000 refugees it is the largest in the World (it is in Bangladesh) Diphtheria is like the Spanish Flu (not the H3 flu) it is more deadly for children... Why is there almost no Diphtheria in Western countries? [Father, Husband, Immigrant facing Deportation](#)

IMF WEO page 172 (chapter 4, 2016 October WEO) Source IMF WEO October 2016, Chapter 4, [Immigration brings Economic Benefits](#) has link to chapter 4.

LDQ 1.1 References relevant to Refugee in the United States

Hartman, Susan (2014) A New Life for Refugees, and the City They Adopted. [NY Times](#), Aug 10<sup>th</sup> 2014

Lopez-Ekra, Sylvia, Christine Aghazarm, Henriette Kötter, and Blandine Mollard. "The impact of remittances on gender roles and opportunities for children in recipient families: [Research from the International Organization for Migration](#)." *Gender & Development* 19, no. 1 (2011): 69-80.

Mann, Brian (2016) Utica, N.Y., [Which Welcomes Refugees, Monitors Trump's Muslim Comments](#) Nov 22, 2016 5:09 AM ET Heard on Morning Edition

Orozco, Manuel and Julie Yansura (2013) Keeping the Lifeline Open: Remittances and markets in Somalia, [Briefing paper, 978-1-78077-383-4 Oxfam](#) America, Adeso and the Inter-American Dialogue

**Readings for Lecture January 25<sup>th</sup>:** Please read chapter 4 of Betts and Collier (now posted on BB) and look at the pictures. [Saved again by an NPR podcast](#). Utica is the upstate New York city where some Chobani yogurt: a "rust belt" city with a long history of taking in refugees..." according to Please skim pages 431 to 438 with special emphasis on the "new economics of migration" starting on page 436. Skim through 433 and then focus on [pages 436-438 of Massey et al., 1993](#) Massey, Douglas S., Joaquin Arango, Graeme Hugo, Ali Kouaouci, Adela Pellegrino, and J. Edward Taylor (1993). "Theories of international migration: A review and appraisal." [Population and development review](#), 431-466 see page 436 According to "the new of economics of migration" why do people migrate why do people migrate, particularly the poor living in rural areas? What do wealth people do instead of sending family members to the city or other countries? This can be costly, what is there reward for doing so? What if that family member forgets who sent him or her? Are families more likely to send male or female relatives?

Relate this motivation to the Oxfam video showing families in Somalia below. Apply this same rationale for migration to “climate refugees” and the idea of building **resilience** in say Bangladesh. What do many BGD and Kerala families do to (effectively) protect against severe climate shocks? What do Japanese and Kuwaiti families do (to hedge against earthquakes or invasions for example Kuwait lots its entire GDP but still had a sufficient GNP to live on, when it occupy. Are remittances part of GDP or GNP (or both)?

**Pentagon Papers? Leaked academic reports...** we will try to use “leaked” unsourced documents (a first for me and this class). We read the NY Times summary of the rejected HHS report and see a draft in the [New York Time](#) (see also a pdf on our BB page). All we know is that ”[Trump Administration Rejects Study Showing Positive Impact of Refugees](#)” There are no official authors, so we refer to this report as HHS, 2017 (fortunately this HHS report references the NBER study we discussed in the last class). The leaked study cites the [Evans and Fitzgerald, 2017](#) NBER study to check the HHS estimates, which are quite dramatic. The HHS,2017 study focuses on 2005 to 2014, who are the largest groups listed in Table 4 page 21? The study says during 2005-2014 2.9 million refugees (just under 1% of the U.S. population) lived in the United states, 16% were new arrivals (less than 5 years) while another 16% living in the U.S. for 5 to 9 years. Given these estimates, what are the numbers reported in Table 4? What does 3,216 for Vietnam and 2750 for Cuba mean? There is Laos, what Clint Eastwood movie focused on refugees from Laos living in Detroit (you’re Grand Torino..about a racist auto working Detroit, Clint Eastwood of course). What is the headline number for the HHS report? Is it consistent with estimates of Evans and Fitzgerald (how do we check this?). Why did the Whitehouse refuse to accept this report (according to the NY Times?).

**Choose a special topic:** We have a special web page for films and books that may be used for your own class project (or you can work with others). Early in the course (during the next two weeks) it is important to choose a special project, a country or a city or a state or a migrant group, current or past, to focus on and hopefully share with the class as a brief paper, review or presentation...

**Migration news:** Angela Merkel inches closer to Coalition ([NY Times](#)) Jeff & Mackenzie Bezos [Donate \\$33M to Dreamer Fund](#) (LA Times, Jan 12<sup>th</sup>) [Partner Colleges](#) thedream.us [UNCHR news](#) (e.g. [Afghan teen Madina dreams in Belgium](#) American Immigration Council [Immigration Impact news page](#) UNCHR on [Burundi](#)

**Readings for January 25<sup>th</sup> Lecture Notes.** Reading: Peri, Giovanni. "[The effect of immigrants on US employment and productivity.](#)" FRBSF Economic Letter 26 (2010): 1-5. Summary of [Children on the Run](#)

**Lecture 1: [Slides ECON 3248: Introduction](#) videos & discussion questions:** This course focuses on three topics, each focused mainly on one region. We start in California and New York. Part 2 focuses on the refugee crisis in the MENA and Africa, distinguishing migrants from refugees from internally displaced persons (IDPs). Betts and Collier (2017) Chapter 4 is a good place to start, and video 30 minute talk by Paul Collier in Austria: [Why the Refugee System is Broken](#) and How to Transform It contains the key ethical argument, but the [Q & A is helpful](#) as well (Teil 2). Austria is an interesting country to give this talk, why? What are the ten refugee harbors Collier focuses on? (see Betts and Collier, 2017 Figure below) Collier visited Jordan, and then? Why can’t the World Bank help initially? Collier says refugees are not migrants, because refugees leaves their country out of \_\_\_\_ while migrants leave out of \_\_\_\_\_. According to [UNCHR 2014](#) was Maritza a Salvadoran refugee ([see page 9](#)). Germany seems be merging the two definitions: contrast Germany’s “new” approach [to dealing with Eritrean refugees](#) with the Betts and Collier Strategy for Jordan and Turkey (Lebanon?). Professor Collier’s “gotcha” moment engineered by Mehdi Hasan a few years ago on his Al Jazeera program [Head to Head- Immigration: How Much is too Much?](#) What does Collier mean by “indigenous” Briton or Londoner, why is worried about them? Why does Mehdi take issue with this definition (is Mehdi an indigenous Londoner?). Are “indigenous” Britons a minority in their own capital? What would the analogous argument be in New York City? Has its population declined since 1960? (this does not matter, as in light of Brexit year, Paul Collier may have been right... How does Puerto Rico come up in the this debate? See also the [ECON 3248 webpage](#) for the Oxfam Somalia video...

**Readings:** New York Times, September 18<sup>th</sup> 2017 [Trump Administration Rejects Study Showing Positive Impact of Refugees](#) [Report Document](#) Betts and Collier Chapter 4. Brookings, [Building the Wall](#)

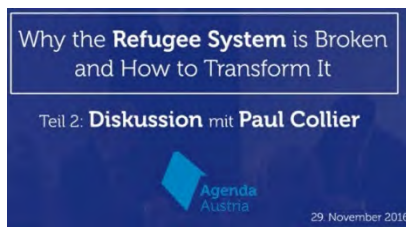


. William N. Evans and Daniel Fitzgerald, in [The Economic and Social Outcomes of Refugees in the United States: Evidence from the ACS](#) (NBER Working Paper No. 23498)

**Lecture and discussion questions:** LDQ 1.1 In Figure P-7 below why did Puerto Rico surged ahead of its Latin American peers (though it has slipped back since 2005, its income per person is twice that of Chile, the most successful Latin American country). Cuba kept pace with Puerto Rico until the late 1980s as well. What did Puerto Rico and Cuba have in common until last year? Puerto Rico is a jurisdiction, a territory of the United States, but historically it has been considered Latin American. Since Latin originally referred to all non-English speaking regions, in this sense Haiti is “Latin” American as well (see the setup for the UBS show at the Guggenheim).

**Terms for review:** [1951 Refugee Convention](#), UNCHR [Non-Refoulement](#), Turkish, French and Russian Pogroms, a U.S. Pogroms (page 97 of Betts and Collier, a terrible word, don’t look it up...). Demographic Transition, IRC Princes Fyral of ??? David Miliband (what is his salary at the IRC?)

California is different... a “New Way California” [Republican immigration ad...](#) (@NewWayCA Jan 20<sup>th</sup> tweet)



Data source: [http://www.gdsnet.org/Econ3235\\_PWT71\\_PCY2PeerGroupsLatAMPuertoRicoCuba.xlsx](http://www.gdsnet.org/Econ3235_PWT71_PCY2PeerGroupsLatAMPuertoRicoCuba.xlsx)

[http://www.gdsnet.org/Massey\\_etal1993\\_Theories\\_of\\_international\\_migration.pdf](http://www.gdsnet.org/Massey_etal1993_Theories_of_international_migration.pdf)

**Table 1: Change in Population Born in Mexico 2010 to 2015**

States with Largest Absolute Increase:			States with Largest Absolute Decline:		
	% change	Increase (1000s)		% change	Decrease
<b>Texas</b>	3.6	92	<b>California</b>	-0.7	-30
Florida	6.1	17	Georgia	-9.0	-27
Oklahoma	9.4	10	New York	-8.3	-22
Colorado	4.0	9.4	Alabama	-26	-18
Wisconsin	8.0	7.0	Pennsylvania	-23	-15
Connecticut	34	6.8	New Mexico	-9.0	-14
Washington	2.3	5.4	North Carolina	-5.0	-13
Mississippi	23	4.7	New Jersey	-8.8	-12
Idaho	10	4.7	Arkansas	-16	-11
Maryland	11	4.3	Ohio	-19	-11
<b>Total all States</b>	<b>-0.5</b>	<b>-58</b>			

Source: IPUMS USA ACS annual 1% sample 2010 and 2015, Ruggles et al., 2015

Figure TC-1 Unemployment rates Texas vs. California



Source: Federal Reserve Economic Data (FRED): <https://fred.stlouisfed.org> FRB St. Louis

Table 3 Compare Mexican FB in Six states with large population 2015 vs 2007

	Calif	Colorado	Florida	NJ	New York	Texas	6 states
Change in Official Poverty	1.3	-7.6	3.5	5.2	-0.1	-3.8	-0.4
Change in # of Poor	57	-20	8.7	5.4	1.0	-34	17
Change in share >5x PLI*	0.4	2.5	1.0	2.8	3.9	2.4	1.3
<i>Growth # of FB</i>	-0.11	-3.1	-1.9	-2.8	2.3	10	2.8
<i>Growth # of Poor</i>	6.5	-30	12.0	21	1.7	-5.2	1.0
<i>Mex FB Pop Share 6 states</i>	57	3.2	3.9	1.6	3.0	31	100

Source: IPUMS-USA, Ruggles et al. 2015 2006-08 3 year ACS and 2015 ACS 1% Sample.

\*Greater than five times poverty line income (PLI) measures the share of those with middle class or higher HH income.

**Table 1. Estimated Undocumented Population and Average Percent Change: 1990 to 2016**

*Numbers in thousands; rounded independently.*

Estimates are shown for countries with 50,000 or more in 2016.

Country	Estimated undocumented population				Average annual percent change		
	1990	2000	2010	2016	1990 to 2000	2000 to 2010	2010 to 2016
	(1)	(2)	(3)	(4)	(5)	(6)	(7)
<b>Total US</b>	<b>3,500</b>	<b>8,600</b>	<b>11,725</b>	<b>10,790</b>	<b>15%</b>	<b>4%</b>	<b>-1%</b>
Honduras	42	151	315	415	26%	11%	5%
India	28	184	365	475	56%	10%	5%
China	70	229	295	380	23%	3%	5%
Guatemala	118	273	465	515	13%	7%	2%
Dominican Republic	46	100	180	195	12%	8%	1%
El Salvador	298	431	615	635	4%	4%	1%
Pakistan	17	44	55	55	16%	3%	0%
Jamaica	37	58	100	95	6%	7%	-1%
Haiti	67	108	135	125	6%	3%	-1%
Philippines	70	169	245	215	14%	4%	-2%
Mexico	2,040	4,997	6,600	5,660	14%	3%	-2%
Brazil	20	92	140	120	36%	5%	-2%
Nicaragua	50	58	75	60	2%	3%	-3%
South Korea	24	145	205	150	50%	4%	-4%
Colombia	51	156	170	120	21%	1%	-5%
Ecuador	37	116	175	120	21%	5%	-5%
Peru	27	76	125	75	18%	6%	-7%
Poland	43	82	95	50	9%	2%	-8%
All other	415	1,131	1,370	1,330	17%	2%	-0%

*Source:* Estimates for 1990 and 2000 consistent with Warren and Warren (2013); 2010 from Warren (2014); and 2016 derived by CMS. The 18 countries shown here account for 88 percent of the total population at each date.

Source: <http://cmsny.org/publications/warren-undocumented-2016/>

**Table 3. Estimated Undocumented Population, by State of Residence: 2010 and 2016**  
*Numbers in thousands; states with fewer than 10,000 not shown separately. Ranked on 2016 population.*

State	2010	2016	Change	State	2010	2016	Change
<b>US total</b>	<b>11,725</b>	<b>10,790</b>	<b>-935</b>				
California	2,916	2,548	-367	South Carolina	96	87	-9
Texas	1,718	1,758	40	Utah	91	86	-5
New York	917	802	-115	Oklahoma	92	84	-8
Florida	786	733	-53	Kansas	80	77	-3
Illinois	594	476	-118	Ohio	94	76	-18
New Jersey	487	452	-35	Wisconsin	78	75	-3
Georgia	396	353	-43	Louisiana	57	62	5
North Carolina	335	280	-55	Alabama	89	56	-33
Arizona	299	263	-36	New Mexico	81	56	-25
Virginia	251	250	-2	Missouri	60	54	-6
Washington	240	242	2	Arkansas	61	50	-12
Maryland	238	235	-3	Nebraska	37	49	12
Colorado	178	184	7	Iowa	46	48	2
Nevada	186	176	-9	Hawaii	39	44	5
Massachusetts	171	159	-12	Kentucky	49	36	-13
Pennsylvania	151	159	7	Idaho	33	32	-1
Tennessee	120	118	-2	Delaware	19	24	6
Connecticut	117	108	-9	Rhode Island	24	24	-1
Oregon	130	102	-28	DC	14	19	5
Michigan	97	101	4	Mississippi	26	18	-8
Indiana	103	96	-7	New Hampshire	10	12	2
Minnesota	97	89	-7	Other states*	24	39	15

*Source:* Center for Migration Studies.

\* Eight states — Alaska, Maine, Montana, North and South Dakota, Vermont, West Virginia, and Wyoming — had undocumented populations between 1,000 and 7,500 in 2016.

Source: <http://cmsny.org/publications/warren-undocumented-2016/>

**Table 4. Undocumented Population in 2016 and Change since 2010: The Seven States that Had the Largest Population Change from 2010 to 2016**

*Numbers in thousands; changes smaller than 10,000 not shown.*

State and country	Estimated population in 2016	Change since 2010	State and country	Estimated population in 2016	Change since 2010
<b>US total</b>	<b>10,790</b>	<b>-935</b>			
			<b>North Carolina</b>	<b>280</b>	<b>-55</b>
<b>California</b>	<b>2,548</b>	<b>-367</b>	Mexico	165	-54
Mexico	1,656	-359			
China	128	48	<b>Florida</b>	<b>733</b>	<b>-53</b>
India	98	31	Mexico	152	-25
Philippines	78	-32	Haiti	73	-15
South Korea	47	-23	Honduras	71	22
			Venezuela	56	13
<b>Illinois</b>	<b>476</b>	<b>-118</b>	Colombia	40	-29
Mexico	313	-84	Peru	12	-12
Poland	21	-20			
			<b>Georgia</b>	<b>353</b>	<b>-43</b>
<b>New York</b>	<b>802</b>	<b>-115</b>	Mexico	186	-53
Mexico	159	-43			
China	77	13	<b>Texas</b>	<b>1,758</b>	<b>40</b>
Ecuador	61	-17	Mexico	1,284	-45
El Salvador	46	-12	El Salvador	110	23
Jamaica	26	-16	Honduras	70	17
Trinidad & T.	10	-12	India	47	11

*Source: Center for Migration Studies.*

Source: <http://cmsny.org/publications/warren-undocumented-2016/>

**Extra Credit Opportunities:** (for the final exam, or wherever you need it): [Frontline Lost in Detention](#) private prisons for refugees w/o due process or representation represent a remarkable violation of human rights, though as B&C, 2017 emphasize there is no “right” to enter another country, we do have equal protection and due process laws which the Supreme court has extended to immigrants. Compare the success rate of asylum cases with and w/o an attorney? What are Fordham Law students and the Feerick Center doing to redress this lack of Social Justice? Why does the have special visas and offer special treatment to unaccompanied minors at our borders (especially women). If you possible discuss some relevant scenes in Sin Nombre, The Immigrant and/or Children of Men in this context (use the reviews and trailers, no need to watch the film of you are pressed for time). [Lost in Detention Maria Hinojosa](#) Feerick Center volunteers Sarah Stillman Migration Project [Dilley Service trip](#) Alex Mintz and Emerson Argueta see Sarah Stillman at LC March 14th [Feerick Center Friend Raiser...](#)

**More on New York City Immigration:** NY-Puerto Rico Extra credit: as you know Hamilton will open at the University of San Juan in January 2019 with Lin Manuel Miranda as Hamilton. Hamilton was an immigrant and a climate refugee... Is LMM an immigrant? Why does he [empathize with immigrants?](#) His first play [“In the Heights”](#) was about an immigrant Bodega owner Usnavi far from Fordham. What country was Usnavi from? Where did Usnavi get his name (spoiler, sorry, but relevant to all debates over migration induced crises...who caused the crisis?) Abuela Claudia was from the same country, she came to NYC in the 1950s. Would she have been allowed to immigrate to New York this year? What about last year (2016)? (ironically, a pivotal moment in the play is a blackout, as of this writing, [400,000 Puerto Ricans are still w/o power](#) six months after Hurricane Maria). What option do Puerto Ricans w/o power have that not immigrants from Latin America currently have?). Relate this to TPS for El Salvador, Honduras and Haiti. Why was TPS, a form of disaster relief, extended for so long (until this administration)? As a form of disaster relief, how much does TPS cost the American tax payer? Puerto Rican immigrants like LMM and his parents face many of the challenges immigrants face. Explain. Nina a classmate of limo driver Benny goes to Stanford, but is having academic problems when she returns that Summer. How does Nina illustrate the benefits and costs of being a 2<sup>nd</sup> generation immigrant? (the actress who played Nina won an Emmy for playing Maria in the update or Westside Story now has the Angelica in Hamilton)

Washington Post article on  
[MS-13 in Brentwood Long Island](#)

<https://www.bls.gov/ooh/fastest-growing.htm>

OCCUPATION	GROWTH RATE, 2016-26	2016 MEDIAN PAY
<a href="#">Solar photovoltaic installers</a>	105%	\$39,240 per year
<a href="#">Wind turbine service technicians</a>	96%	\$52,260 per year
<a href="#">Home health aides</a>	47%	\$22,600 per year
<a href="#">Personal care aides</a>	39%	\$21,920 per year
<a href="#">Physician assistants</a>	37%	\$101,480 per year
<a href="#">Nurse practitioners</a>	36%	\$100,910 per year
<a href="#">Statisticians</a>	34%	\$80,500 per year
<a href="#">Physical therapist assistants</a>	31%	\$56,610 per year
<a href="#">Software developers, applications</a>	31%	\$100,080 per year
<a href="#">Mathematicians</a>	30%	\$105,810 per year
<a href="#">Physical therapist aides</a>	29%	\$25,680 per year
<a href="#">Bicycle repairers</a>	29%	\$27,630 per year
<a href="#">Medical assistants</a>	29%	\$31,540 per year
<a href="#">Genetic counselors</a>	29%	\$74,120 per year
<a href="#">Occupational therapy assistants</a>	29%	\$59,010 per year

<a href="#">Information security analysts</a>	28%	\$92,600 per year
<a href="#">Physical therapists</a>	28%	\$85,400 per year
<a href="#">Operations research analysts</a>	27%	\$79,200 per year
<a href="#">Forest fire inspectors and prevention specialists</a>	27%	\$36,230 per year
<a href="#">Massage therapists</a>	26%	\$39,860 per year

**Last Modified Date:** Tuesday, January 30, 2018