

ECON 3235 Fall 2018

Peer diagrams back to 1960 or 1980 or 1970

This handout has some examples of Powerpoint Presentations for your reference

Raj Chetty, [2015 Using Big Data to solve Social Problems](#) Stanford Class (Chetty is now at Harvard)

[The Geography of Upward Mobility](#) (slides) [Education and Upward Mobility: note the introduction](#)

Puerto Rico References Doing Business [Do Doing Business Indicators rankings matter?](#) Remember Paul Romer!! (Honduras)

<http://www.doingbusiness.org/en/data/exploreconomies/puerto-rico>

Nicholas DiBartolo [50 years of Cuban Development](#); on film and by the Numbers (recommended Template)

Don't forget the 666 rule... does [Harvard's Jeffrey Frankel follow the 66 rule?](#) Sort of, could be better this is just comment

See [Professor Frankel's](#) full presentation prepared for [Guayquil LACEA](#)

## References

Text book Armendariz and Larraine [Chapter 6 with my highlights](#) (see BB for w/o [A&L, 2017 use to compare LatAm countries](#) s

Anderson, John, and Adrian Gonzalez(2013) "[Does Doing Business matter for foreign direct investment.](#)" Doing Business (2013): 47-50. [9 Google citations](#)

Viera, M. S., & Valdes, O. (2017). [Remittance Securitization as an Alternative Source of](#) Finance for Cuba. BARD Colleg

Mejia, Mr Sebastian Acevedo, Mr Trevor Serge Coleridge Alleyne, and Rafael Romeu. *Revisiting the Potential Impact to the Rest of the Caribbean from Opening US-Cuba Tourism*. International Monetary Fund, 2017.(4 citation)

<https://www.imf.org/en/Publications/WP/Issues/2017/04/28/Revisiting-the-Potential-Impact-to-the-Rest-of-the-Caribbean-from-Opening-US-Cuba-Tourism-44852>

tables and Figures that is what we do in this course basically, say a few things about Latin America, but then a lot about various countries and peoples...

Figure P-2 Brazil Chile HND, BOL, DOM Peers, \$PWT 7 income per person as a % of U.S., 2nd Pass (removed Taiwan, Korea & Iran)

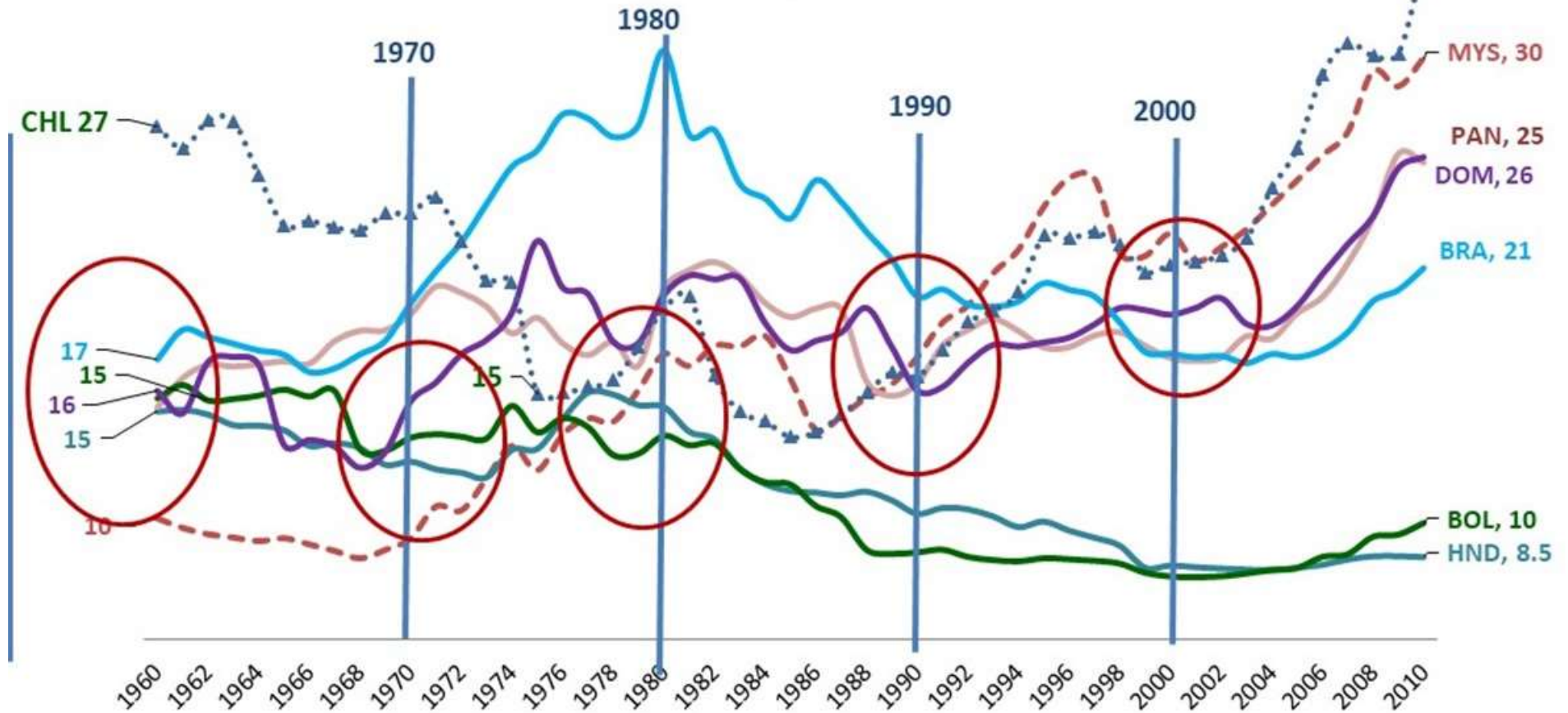
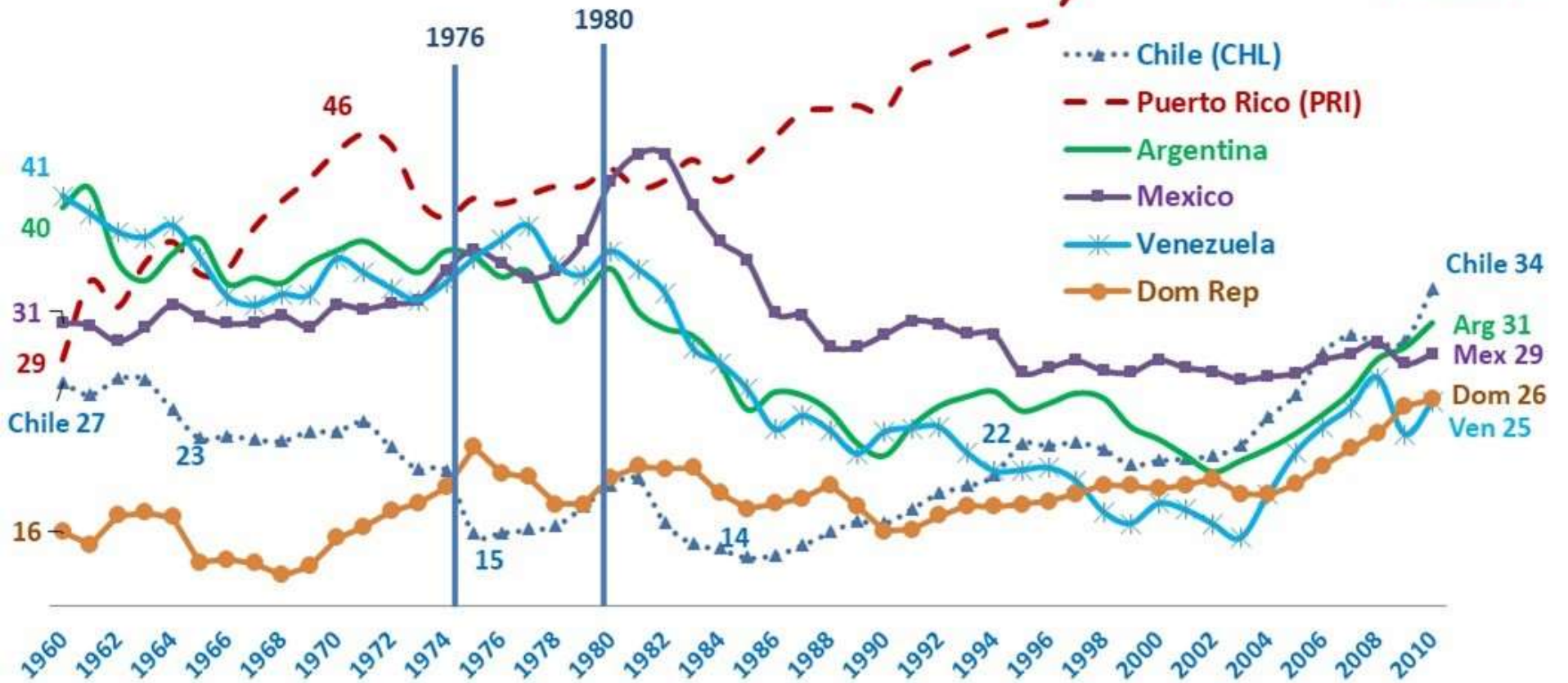


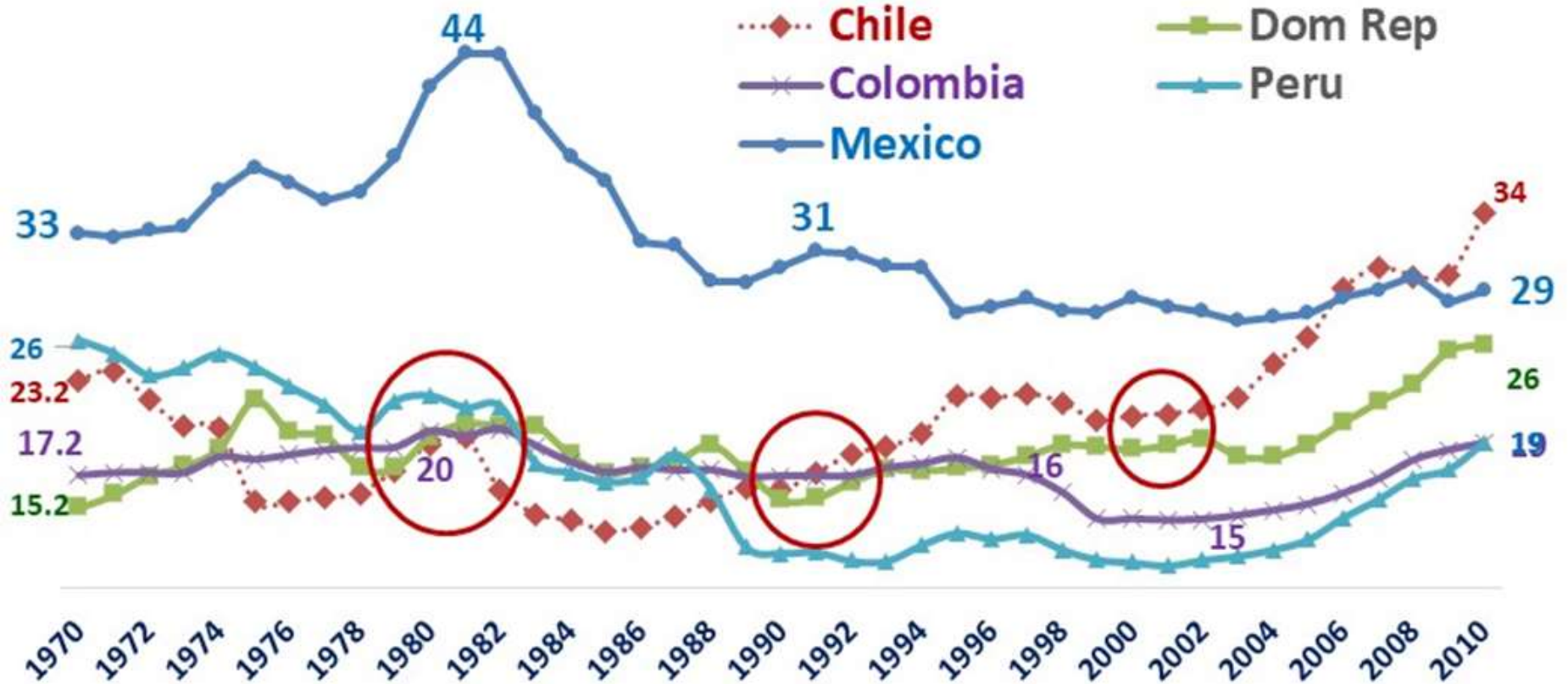
Figure P-4 Puerto Rico compared to LatAm Peers various years Income per person as a % of U.S. (PWT 7.1 \$PPP 2005)



Source: Heston, Alan, R Summers & B. Aten (2012) PWT v7.1 Center for International Comparisons, Univ of Penn, November, [https://pwt.sas.upenn.edu/php\\_site/pwt\\_index.php](https://pwt.sas.upenn.edu/php_site/pwt_index.php) spreadsheet: [www.gdsnet.org/Econ3235\\_PWT71\\_PCY2PeerGroups.xlsx](http://www.gdsnet.org/Econ3235_PWT71_PCY2PeerGroups.xlsx)

**Figure P-10 Self-selected Peers: Mercosur, NAFTA, CAFTA, ” [Groucho Marx, year?](#)**

**Figure P-10 1970 Pacific Alliance Countries + DR ("new peers" ?)**



Source: Heston, Alan Robert Summers and Bettina Aten (2012) PWT V7.1, Center for International Comparisons, University of Pennsylvania, November

Sources:

U.S. AID Honduras Community [2016 Heroes Comunitarios 2016 Hugo Contreras](#)

Our Text book online MIT Press online copy <https://mitpress.ubli.sh.com/ereader/177#page/254>

<https://inequality.stanford.edu/publications/using-big-data-solve-economic-and-social-problems>

<http://www.equality-of-opportunity.org/bigdatacourse/slides/Lecture%204.pdf>

<http://www.equality-of-opportunity.org/bigdatacourse/slides/Lecture%202.pdf>

Bolivia Nationalization Bolivian Style

<https://nacla.org/blog/2012/5/10/nationalization-bolivian-style-morales-seizes-electric-grid-boosts-oil-incentives>

IMF consultation with Bolivia

<https://www.imf.org/en/News/Articles/2017/12/21/pr17517-bolivia-imf-executive-board-concludes-2017-article-iv-consultation>

Could 1 million more Cubans be deemed ineligible for remittances? BY MIMI WHITEFIELD [Remittances cut Off?](#)

<https://www.telegraph.co.uk/news/worldnews/centralamericaandthecaribbean/honduras/10454018/Welcome-to-Honduras-the-most-dangerous-country-on-the-planet.html>

[https://digitalcommons.bard.edu/cgi/viewcontent.cgi?article=1006&context=levy\\_ms](https://digitalcommons.bard.edu/cgi/viewcontent.cgi?article=1006&context=levy_ms)